

**CONTRACT PLANS COMPONENTS**

- ROADWAY PLANS
- SIGNING AND PAVEMENT MARKING PLANS
- UTILITY PLANS

*STATE OF FLORIDA*  
**DEPARTMENT OF TRANSPORTATION**

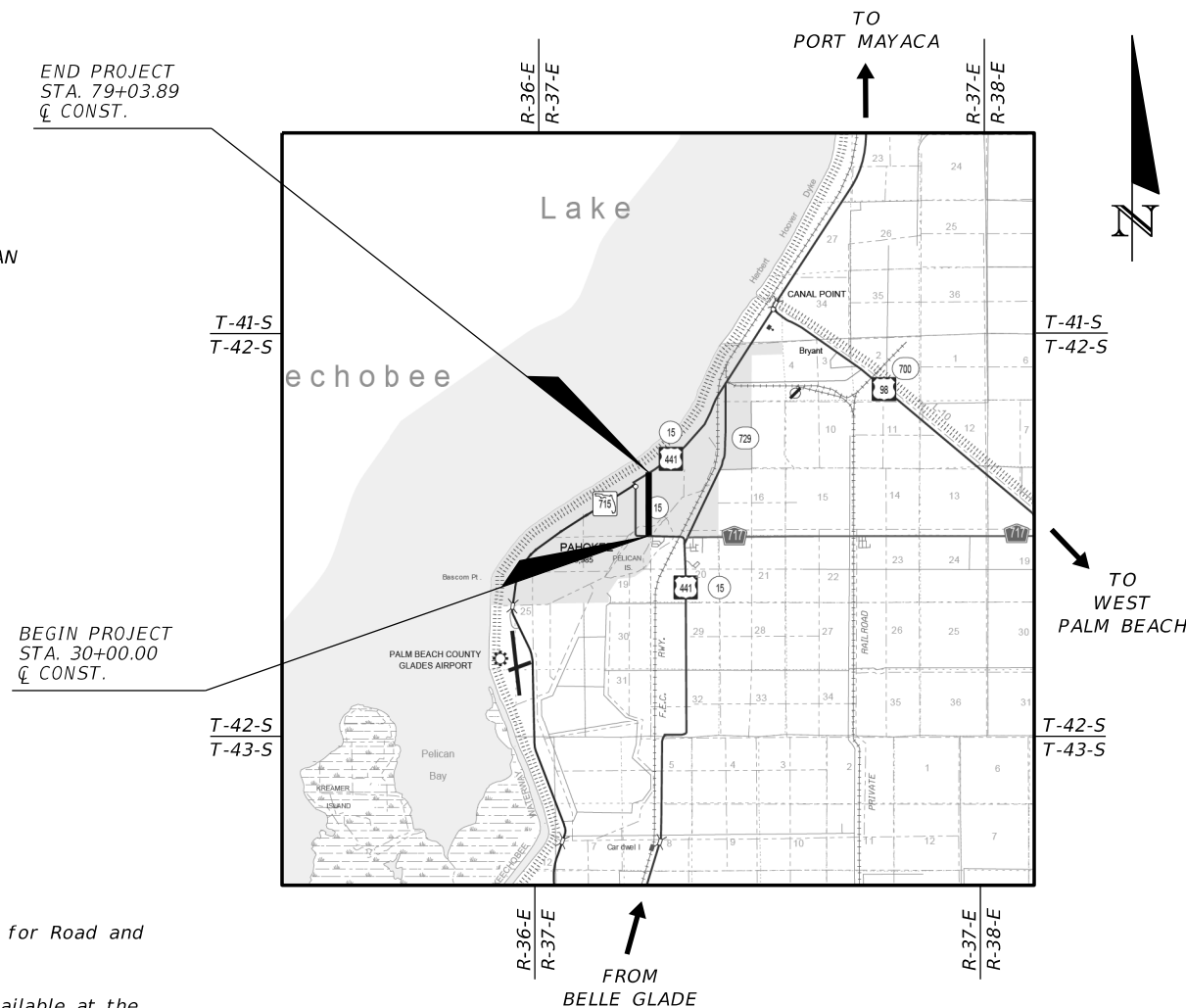
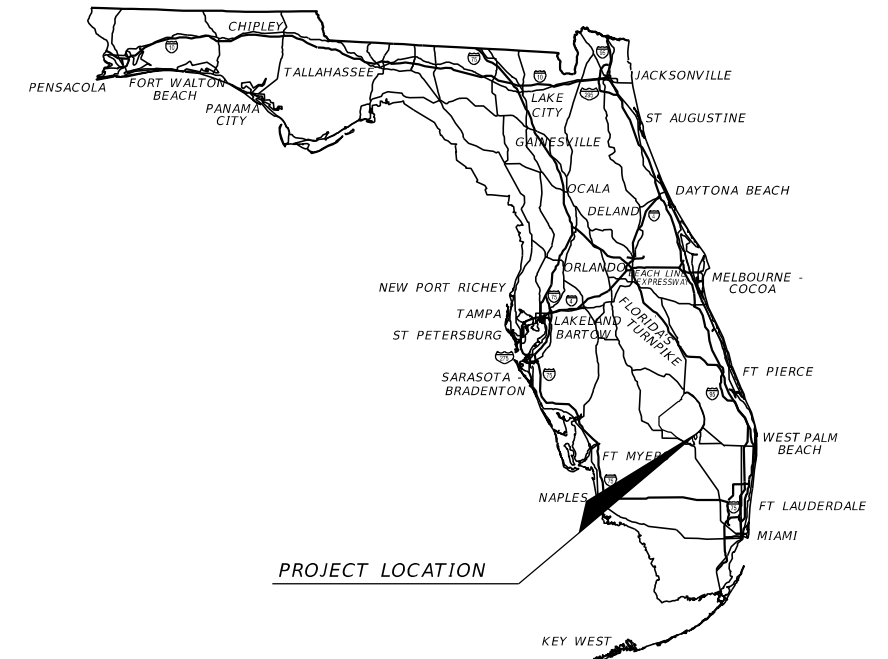
**CONTRACT PLANS**

FINANCIAL PROJECT ID 442030-1-54-01

**PALM BEACH COUNTY**  
**BARFIELD HIGHWAY RECONSTRUCTION**

**INDEX OF ROADWAY PLANS**

SHEET NO.	SHEET DESCRIPTION
1	KEY SHEET
2	SIGNATURE SHEET
3 - 3A	SUMMARY OF PAY ITEMS
4 - 5	DRAINAGE MAP
6 - 7	TYPICAL SECTION
8 - 10	SUMMARY OF DRAINAGE STRUCTURES
11	PROJECT LAYOUT
12	GENERAL NOTES
13 - 22	ROADWAY PLAN / PROFILE
23 - 24	CURB RAMP DETAILS
25 - 40	DRIVEWAY PROFILES
41 - 53	DRAINAGE STRUCTURES
54 - 56	ROADWAY SOIL SURVEY
57 - 87	CROSS SECTIONS
88 - 90	STORMWATER POLLUTION PREVENTION PLAN
91 - 95	EROSION CONTROL PLANS
96 - 98	TEMPORARY TRAFFIC CONTROL PLANS
99 - 103	UTILITY ADJUSTMENTS



END PROJECT  
STA. 79+03.89  
☒ CONST.

BEGIN PROJECT  
STA. 30+00.00  
☒ CONST.

**GOVERNING STANDARD PLANS:**

Florida Department of Transportation, FY2020-21 Standard Plans for Road and Bridge Construction and applicable Interim Revisions (IRs).

Standard Plans for Road Construction and associated IRs are available at the following website: <http://www.fdot.gov/design/standardplans>

APPLICABLE IRs: IR\_\_\_\_-

Standard Plans for Bridge Construction are included in the Structures Plans Component

**GOVERNING STANDARD SPECIFICATIONS:**

Florida Department of Transportation, JULY 2020 Standard Specifications for Road and Bridge Construction at the following website: <http://www.fdot.gov/programmanagement/Implemented/SpecBooks>

**ROADWAY PLANS**  
**ENGINEER OF RECORD:**

RODERICK MYRICK, P.E. NO.: 56969  
AE ENGINEERING, INC.  
219 N. NEWNAN ST., 4TH FLOOR  
JACKSONVILLE, FL 32202  
CERTIFICATE OF AUTHORIZATION: 27212


**FDOT PROJECT MANAGER:**

LEOS A. KENNEDY

**FINAL SUBMITTAL**  
**DECEMBER 2020**

FISCAL YEAR	SHEET NO.
20	1

THE OFFICIAL RECORD OF THIS SHEET IS THE ELECTRONIC FILE DIGITALLY SIGNED AND SEALED UNDER RULE 61G15-23.004, F.A.C.



THIS ITEM HAS BEEN DIGITALLY  
SIGNED AND SEALED BY

ON THE DATE ADJACENT TO THE SEAL

PRINTED COPIES OF THIS DOCUMENT ARE  
NOT CONSIDERED SIGNED AND SEALED  
AND THE SIGNATURE MUST BE VERIFIED  
ON ANY ELECTRONIC COPIES.

AE ENGINEERING, INC.  
219 N. NEWNAN ST., 4TH FLOOR  
JACKSONVILLE, FL 32202  
CERTIFICATE OF AUTHORIZATION NO.: 27212  
RODERICK MYRICK, P.E. NO. 56969

THE ABOVE NAMED PROFESSIONAL ENGINEER SHALL BE RESPONSIBLE FOR THE  
FOLLOWING SHEETS IN ACCORDANCE WITH RULE 61G15-23.004, F.A.C.

SHEET NO.	SHEET DESCRIPTION
1	KEY SHEET
2	SIGNATURE SHEET
3 - 3A	SUMMARY OF PAY ITEMS
4 - 5	DRAINAGE MAP
6 - 7	TYPICAL SECTION
8 - 10	SUMMARY OF DRAINAGE STRUCTURES
11	PROJECT LAYOUT
12	GENERAL NOTES
13 - 22	ROADWAY PLAN / PROFILE
23 - 24	CURB RAMP DETAILS
25 - 40	DRIVEWAY PROFILES
41 - 53	DRAINAGE STRUCTURES
54 - 56	ROADWAY SOIL SURVEY
57 - 87	CROSS SECTIONS
88 - 90	STORMWATER POLLUTION PREVENTION PLAN
91 - 95	EROSION CONTROL PLANS
96 - 98	TEMPORARY TRAFFIC CONTROL PLANS
99 - 103	UTILITY ADJUSTMENTS

REVISIONS				RODERICK MYRICK, P.E. P.E. LICENSE NUMBER 56969 AE ENGINEERING, INC. 219 N. NEWNAN STREET, 4TH FLOOR JACKSONVILLE, FL - 32202 CERTIFICATE OF AUTHORIZATION: 27212	CITY OF PAHOKEE			SHEET NO.  2
DATE	DESCRIPTION	DATE	DESCRIPTION		ROAD NO.	COUNTY	FINANCIAL PROJECT ID	
						PALM BEACH	442030-1-54-01	

*SIGNATURE SHEET*

SUMMARY OF ROADWAY

SPC	ALT	ITEM NUMBER	ITEM DESCRIPTION	UNIT	QUANTITY TOTAL
		0101- 1-	MOBILIZATION	LS	1.000
		0102- 1-	MAINTENANCE OF TRAFFIC	(LS)	1.000
		0102- 2- 1	SPECIAL DETOUR 1	LS	1.000
		0102- 2-200	SPECIAL DETOUR, TEMPORARY PAVEMENT	LS	1.000
		0102- 2-300	SPECIAL DETOUR, TEMPORARY EARTHWORK	LS	1.000
		0102- 3-	COMMERCIAL MATERIAL FOR TEMPORARY DRIVEWAY MAINTENANCE	CY	200.000
		0102- 14-	TRAFFIC CONTROL OFFICER	HR	100.000
		0102- 60-	WORK ZONE SIGN	ED	21200.000
		0102- 74- 1	CHANNELIZING DEVICE- TYPES I, II, DI, VP, DRUM, OR LCD	ED	79500.000
		0102- 74- 2	CHANNELIZING DEVICE, TYPE III, 6'	ED	1590.000
		0102- 74- 7	CHANNELIZING DEVICE- PEDESTRIAN LCD (LONGITUDINAL CHANNELIZING DEVICE)	LF	3595.000
		0102- 78-	TEMPORARY RETROREFLECTIVE PAVEMENT MARKER	EA	300.000
		0102- 99-	PORTABLE CHANGEABLE MESSAGE SIGN, TEMPORARY	ED	1060.000
		0102-104-	TEMPORARY SIGNALIZATION AND MAINTENANCE, INTERSECTION	ED	265.000
		0102-107- 1	TEMPORARY TRAFFIC DETECTION AND MAINTENANCE, INTERSECTION	ED	265.000
		0104- 10- 3	SEDIMENT BARRIER	LF	7757.000
		0104- 11-	FLOATING TURBIDITY BARRIER	LF	287.000
		0104- 18-	INLET PROTECTION SYSTEM	EA	50.000
		0108- 1-	MONITOR EXISTING STRUCTURES- INSPECTION AND SETTLEMENT MONITORING	LS	1.000
		0108- 2-	MONITOR EXISTING STRUCTURES - VIBRATION MONITORING	LS	1.000
		0110- 1- 1	CLEARING & GRUBBING	AC	6.120
		0110- 4- 10	REMOVAL OF EXISTING CONCRETE	SY	2611.000
		0110- 7- 1	MAILBOX, F&I SINGLE	EA	52.000
		0120- 1-	REGULAR EXCAVATION	CY	4857.000
		0120- 6-	EMBANKMENT	CY	3277.000
		0125- 3-	SELECT BEDDING MATERIAL	CY	2500.000
		0145- 2-	GEOSYNTHETIC REINFORCED FOUNDATION OVER SOFT SOIL	SY	14922.000
		0160- 4-	TYPE B STABILIZATION	SY	17067.000
		0285-701-	OPTIONAL BASE, BASE GROUP 01	SY	4910.000
		0285-704-	OPTIONAL BASE, BASE GROUP 04	SY	14922.000
		0334- 1- 12	SUPERPAVE ASPHALTIC CONCRETE, TRAFFIC B	TN	1199.500
		0337- 7- 80	ASPHALT CONCRETE FRICTION COURSE,TRAFFIC B, FC-9.5, PG 76-22	TN	1202.500
		0339- 1-	MISCELLANEOUS ASPHALT PAVEMENT	TN	17.500
		0400- 1- 2	CONCRETE CLASS I, ENDWALLS	CY	4.800
		0400- 2- 2	CONCRETE CLASS II, ENDWALLS	CY	40.000
		0415- 1- 3	REINFORCING STEEL, RETAINING WALL	LB	4190.000
		0425- 1-201	INLETS, CURB, TYPE 9, <10'	EA	1.000
		0425- 1-351	INLETS, CURB TYPE P-5, <10'	EA	16.000
		0425- 1-361	INLETS, CURB, TYPE P-6, <10'	EA	10.000
		0425- 1-451	INLETS, CURB TYPE J-5, <10'	EA	5.000
		0425- 1-461	INLETS, CURB, TYPE J-6, <10'	EA	3.000
		0425- 1-531	INLETS, DT BOTTOM, TYPE C MOD-BACK OF SIDEWALK, <10'	EA	8.000
		0425- 1-711	GUTTER INLETS, TYPE V, <10'	EA	1.000
		0425- 2- 71	MANHOLES, J-7, <10'	EA	1.000
		0425- 5- 1	MANHOLE, ADJUST, UTILITIES	EA	13.000
		0425- 2- 92	MANHOLES, J-8, >10'	EA	1.000

SUMMARY OF ROADWAY

SPC	ALT	ITEM NUMBER	ITEM DESCRIPTION	UNIT	QUANTITY TOTAL
		0430-175-118	PIPE CULVERT,OPTIONAL MATERIAL,ROUND, 18"S/CD	LF	1687.000
		0430-175-124	PIPE CULVERT,OPTIONAL MATERIAL,ROUND, 24"S/CD	LF	1369.000
		0430-175-130	PIPE CULVERT, OPT MATERIAL, ROUND, 30"S/CD	LF	1546.000
		0430-175-136	PIPE CULVERT, OPT MATERIAL, ROUND, 36"S/CD	LF	407.000
		0430-175-184	PIPE CULVERT, OPT MATERIAL, ROUND, 84"S/CD	LF	56.000
		0430-175-218	PIPE CULVERT, OPT MATERIAL, OTHER/ELLIPTICAL, 18"S/CD	LF	111.000
		0515- 2-311	PEDESTRIAN/ BICYCLE RAILING, ALUMINUM ONLY,42" TYPE 1	LF	255.000
		0520- 1- 10	CONCRETE CURB & GUTTER, TYPE F	LF	9566.000
		0522- 1-	CONCRETE SIDEWALK AND DRIVEWAYS, 4" THICK	SY	4874.000
		0522- 2-	CONCRETE SIDEWALK AND DRIVEWAYS, 6" THICK	SY	1742.000
		0527- 2-	DETECTABLE WARNINGS	SF	294.000
		0536- 1- 0	GUARDRAIL -ROADWAY, GENERAL/LOW SPEED TL-2	LF	240.000
		0536- 6-	PIPE RAIL FOR GUARDRAIL	LF	94.000
		0536- 7- 2	SPECIAL GUARDRAIL POST- SPECIAL STEEL POST	EA	40.000
		0536- 85- 20	GUARDRAIL END TREATMENT- TRAILING END ANCHORAGE	EA	2.000
		0536- 85- 24	GUARDRAIL END TREATMENT- PARALLEL APPROACH TERMINAL	EA	2.000
		0570- 1- 2	PERFORMANCE TURF, SOD	SY	12000.000
		0710- 11-101	PAINTED PAVEMENT MARKINGS, STANDARD, WHITE, SOLID, 6"	GM	2.000
		0710- 11-125	PAINTED PAVEMENT MARKINGS, STANDARD, WHITE, SOLID FOR STOP LINE OR CROSSWALK, 24"	LF	100.000
		0710- 11-170	PAINTED PAVEMENT MARKINGS, STANDARD, WHITE, ARROWS	EA	10.000

SUMMARY OF SIGNING

SPC	ALT	ITEM NUMBER	ITEM DESCRIPTION	UNIT	QUANTITY TOTAL
		0700- 1- 11	SINGLE POST SIGN, F&I GROUND MOUNT, UP TO 12 SF	AS	32.000
		0700- 1- 50	SINGLE POST SIGN, RELOCATE	AS	4.000
		0700- 1- 60	SINGLE POST SIGN, REMOVE	AS	16.000
		0705- 10- 1	OBJECT MARKER, TYPE 1	EA	15.000
		0710- 90-	PAINTED PAVEMENT MARKINGS, FINAL SURFACE	LS	1.000
		0711- 11-123	THERMOPLASTIC, STANDARD, WHITE, SOLID, 12" FOR CROSSWALK AND ROUNDABOUT	LF	899.000
		0711- 11-125	THERMOPLASTIC, STANDARD, WHITE, SOLID, 24" FOR STOP LINE AND CROSSWALK	LF	232.000
		0711- 14-125	THERMOPLASTIC, PREFORMED, WHITE, SOLID, 24" FOR CROSSWALK	LF	294.000
		0711- 16-201	THERMOPLASTIC, STANDARD-OTHER SURFACES, YELLOW, SOLID, 6"	GM	1.667

REVISIONS

DATE	DESCRIPTION	DATE	DESCRIPTION

RODERICK MYRICK, P.E.  
P.E. LICENSE NUMBER 56969  
AE ENGINEERING, INC.  
219 N. NEWNAN STREET, 4TH FLOOR  
JACKSONVILLE, FL - 32202  
CERTIFICATE OF AUTHORIZATION: 27212

CITY OF PAHOKEE

ROAD NO.	COUNTY	FINANCIAL PROJECT ID
	PALM BEACH	442030-1-54-01

SUMMARY OF PAY ITEMS

SHEET NO.  
3

SUMMARY OF WATER

SPC	ALT	ITEM NUMBER	ITEM DESCRIPTION	UNIT	QUANTITY TOTAL
		1050 16002	UTILITY PIPE, REMOVE & DISPOSE, 2-4.9"	LF	300.000
		1050 16003	UTILITY PIPE, REMOVE & DISPOSE, 5-7.9"	LF	4474.000
		1050 16004	UTILITY PIPE, REMOVE & DISPOSE, 8-19.9"	LF	251.000
		1050 31208	UTILITY PIPE, F&I, PVC, WATER / SEWER, 8"	LF	900.000
		1050 31212	UTILITY PIPE, F&I, PVC, WATER / SEWER, 12"	LF	3905.000
		1050 51206	UTILITY PIPE, F&I, DI/CI, WATER / SEWER, 6"	LF	588.000
		1050 51208	UTILITY PIPE, F&I, DI/CI, WATER / SEWER, 8"	LF	101.000
		1055 51106	UTILITY FITTINGS, DI/CI, F&I, ELBOW 6"	EA	54.000
		1055 51108	UTILITY FITTINGS, DI/CI, F&I, ELBOW 8"	EA	6.000
		1055 51112	UTILITY FITTINGS, DI/CI, F&I, ELBOW 12"	EA	12.000
		1055 51208	UTILITY FITTINGS, DI/CI, F&I, TEE 8"	EA	4.000
		1055 51212	UTILITY FITTINGS, DI/CI, F&I, TEE 12"	EA	15.000
		1055 51308	UTILITY FITTINGS, DI/CI, F&I, REDUCER 8"	EA	3.000
		1055 51312	UTILITY FITTINGS, DI/CI, F&I, REDUCER 12"	EA	2.000
		1055 51508	UTILITY FITTINGS, DI/CI, F&I, CAP/PL, 8"	EA	2.000
		1055 51612	UTILITY FITTINGS, DI/CI, F&I, CROSS, 12"	EA	1.000
		1060 11211	UTILITY STRUCTURE, BELOW GROUND, F&I, WATER/SEWER, 0-80FT3, 0-6'	EA	2.000
		1060 11222	UTILITY STRUCTURE, BELOW GROUND, F&I, WATER/SEWER, >80FT3, 6.1-12'	EA	4.000
		1060 16	UTILITY STRUCTURE, BELOW GROUND, REMOVE & DISPOSE	EA	4.000
		1070 1 10	UTILITY AUXILIARY ITEMS, SIGN UP TO 12 SF	EA	10.000
		1080 21106	UTILITY FIXTURE, VALVE/METER BOX, F&I, 6"	EA	15.000
		1080 21108	UTILITY FIXTURE, VALVE/METER BOX, F&I, 8"	EA	6.000
		1080 21112	UTILITY FIXTURE, VALVE/METER BOX, F&I, 12"	EA	7.000
		1080 23102	UTILITY FIXTURE, TAPPING SADDLE / SLEEVE, F&I, 2"	EA	48.000
		1080 24106	UTILITY FIXTURE, VALVE ASSEMBLY, F&I, 6"	EA	15.000
		1080 24108	UTILITY FIXTURE, VALVE ASSEMBLY, F&I, 8"	EA	6.000
		1080 24112	UTILITY FIXTURE, VALVE ASSEMBLY, F&I, 12"	EA	7.000
		1080 26106	UTILITY FIXTURE, VAC/AIR ASSEMBLY, F&I, 6"	EA	1.000
		1080 26112	UTILITY FIXTURE, VAC/AIR ASSEMBLY, F&I, 12"	EA	1.000
		1080 29106	UTILITY FIXTURE, MECHANICAL JOINT RESTRAINT, F&I, 6"	EA	69.000
		1080 29108	UTILITY FIXTURE, MECHANICAL JOINT RESTRAINT, F&I, 8"	EA	16.000
		1080 29112	UTILITY FIXTURE, MECHANICAL JOINT RESTRAINT, F&I, 12"	EA	21.000
		1080 32102	UTILITY FIXTURE, SAMPLE POINT, F&I, 2"	EA	13.000
		1644112 08	FIRE HYDRANT, F&I, STANDARD, 2 HOSE, 6"	EA	13.000
		1644900	FIRE HYDRANT, REMOVE	EA	6.000

REVISIONS				RODERICK MYRICK, P.E. P.E. LICENSE NUMBER 56969 AE ENGINEERING, INC. 219 N. NEWNAN STREET, 4TH FLOOR JACKSONVILLE, FL - 32202 CERTIFICATE OF AUTHORIZATION: 27212	CITY OF PAHOKEE			SHEET NO.  3A
DATE	DESCRIPTION	DATE	DESCRIPTION		ROAD NO.	COUNTY	FINANCIAL PROJECT ID	
					PALM BEACH	442030-1-54-01	<b>SUMMARY OF PAY ITEMS</b>	

THE OFFICIAL RECORD OF THIS SHEET IS THE ELECTRONIC FILE DIGITALLY SIGNED AND SEALED UNDER RULE 61G15-23.004, F.A.C.